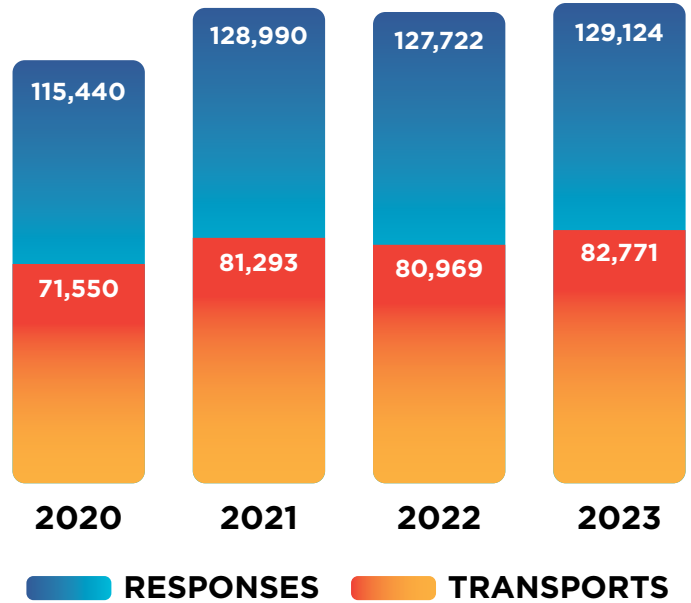


# 2023

## By the Numbers



### Systems Volumes



### Highlights

Intervention	2023 count
Field deliveries	17
Naloxone administrations	1,410
STEMIs recognized (cardiac alerts documented)	33
CPAP	492
12-Lead EKGs Obtained	23,017
Hearts Defibrillated	236
Tourniquets placed	47
Pleural decompressions	61
Code 10 trauma returns	1,105
Advanced airways placed	788
Surgical airways placed	6
Cardiac arrest patients saved	54
IO's placed	493
IV's Placed	42,954



## Mechanism of Injury

	Patients	Percent
Falls	11,670	40.7%
Assault	4,735	16.5%
Motorized Vehicle Accident	6,413	22.4%
Sharp Objects	554	1.9%
Firearms	318	1.1%
Intentional Self Harm	714	2.5%
Struck by Object	477	1.7%
Pedestrian - Vehicle Accident	723	2.5%
All Others	3,057	10.7%
<b>TOTAL</b>	<b>28,661</b>	<b>100.0%</b>

## C10 Trauma Scene Times

	Transports	Median Scene Time	Goal Time
Blunt Trauma	532	8:39	9:00
Penetrating Trauma	291	5:19	6:00

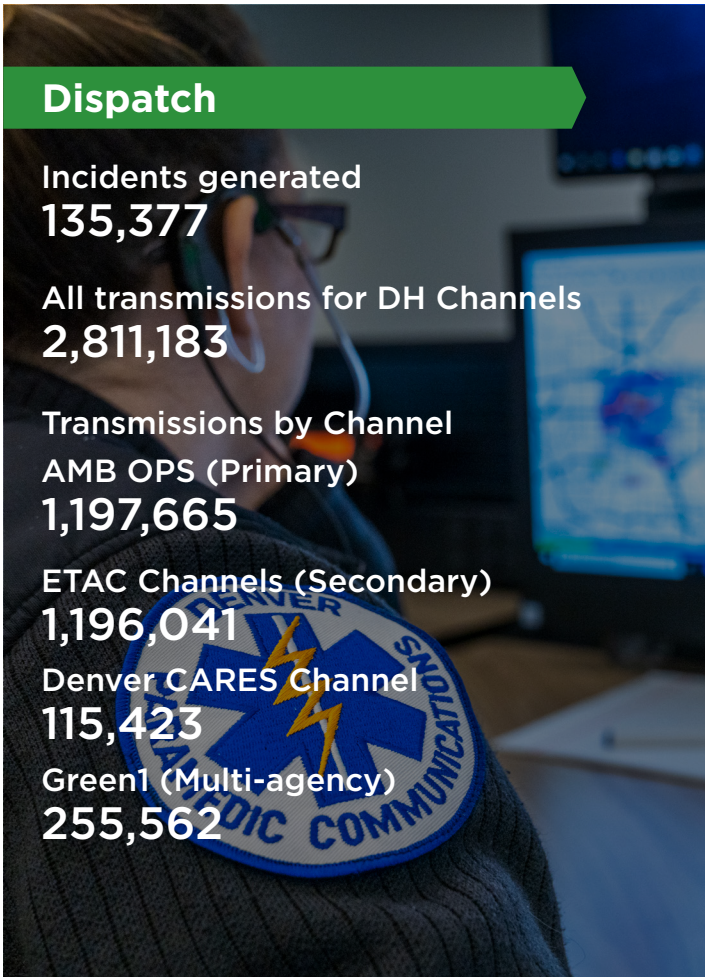
## Fleet

Unit Type	Units	Miles Driven
Ambulances	49	1,070,084
ESP	5	39,317
Command	20	142,912
STAR	5	99,915
<b>TOTAL</b>	<b>72</b>	<b>1,352,228</b>



## Education: Student completions taught by our EMS Education Staff at Rita Bass

Course Type	Successfully Complete Students
Advanced Cardiac Life Support	147
Basic ECG	72
Basic Life Support Provider and Community CPR	513
Coursera	90
IV Therapy	197
Pediatric Advanced Life Support	76
EMT Students	268
Paramedic Students	65



## Dispatch

Incidents generated  
**135,377**

All transmissions for DH Channels  
**2,811,183**

Transmissions by Channel  
AMB OPS (Primary)  
**1,197,665**

ETAC Channels (Secondary)  
**1,196,041**

Denver CARES Channel  
**115,423**

Green1 (Multi-agency)  
**255,562**

## Staffing

Front line paramedics and emergency medical technicians (EMT)	269
Command Staff	41
Employees in communications, education, vehicle, and administration support	90



## CARES Van

4,706 responses

## Denver International Airport

9,555 responses  
3,121 transports  
26 average responses per day

## STAR Van

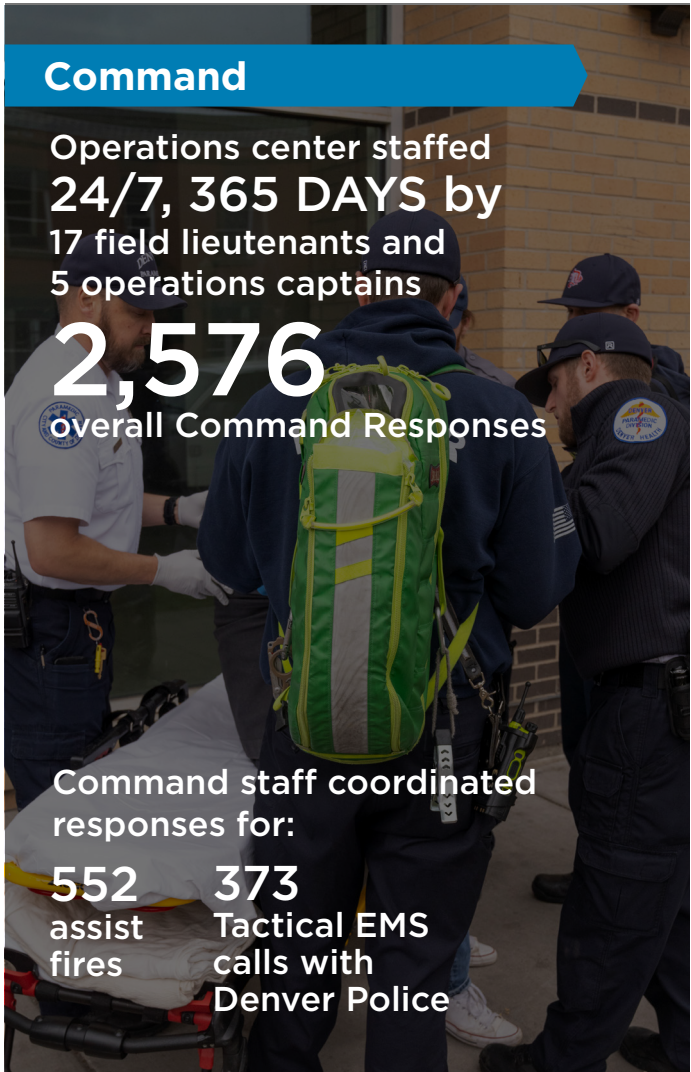
12,807 responses



## Command

Operations center staffed  
**24/7, 365 DAYS** by  
17 field lieutenants and  
5 operations captains

**2,576**  
overall Command Responses



Command staff coordinated responses for:

**552** assist fires  
**373** Tactical EMS calls with Denver Police



## Special Events

Mile High Stadium Events  
NYE fireworks  
St. Patrick's Day Parade  
Denver Nuggets Parade and Rally  
Parade of Lights  
Governors Inauguration  
420 Event  
Furry Scurry  
Trauma Survivors 5k  
Day of Rock  
City Park Jazz  
Bitner 5k/10k  
Englewood 4th of July  
Broadway Halloween Parade

## Coors Field

81 home Rockies games  
3023 hours of medical coverage  
at the venue

## City of Denver Events

Citywide events: 1338 hours of coverage  
Denver Fire Department Events: 56 hours  
Denver Police Department Events: 131 hours  
VIP/US Secret Service: 200 hours

